



## Profiles for balconies and terraces Cerfix® Protec

### Application

PROTEC is a range of terminal profiles in varnished aluminum and stainless steel specifically made for paving terraces and balconies; guaranteeing rainwater drainage from the surface and preventing direct contact with the underlying base and thus controlling infiltration. Acting as protection and finish at the external cement borders, its scope of use is indeed extremely broad. Connecting pieces and elements for angles and profile joints are available.

PROTEC CPA are available in varnished aluminum (CPAV) and stainless steel (CPAI) in different heights. These are ideal when protecting and finishing up the external borders of terraces and balconies.

PROTEC CPB are available in varnished aluminum (CPBV) and stainless steel (CPBI) in different heights. The embossed section makes these particularly useful wherever protection and finishing of the external borders are sought, including the need to guarantee proper runoff of water from the flooring, keeping it from making contact with the underlying layer.

PROTEC CPC are available in varnished aluminum (CPCV) and stainless steel (CPCI) in different heights. The embossed and raised-border section makes these particularly useful wherever protection and finishing of the external borders are sought for balconies and terraces, including the need to guarantee proper runoff of water from the flooring, keeping it from making contact with the underlying layer and ensuring a suitable protection of the paved tile borders.

PROTEC CPDV are available in varnished aluminum in different heights. These profiles are ideal when protecting and finishing up the external borders of terraces and balconies, ensuring suitable protection of paved tile borders.

PROTEC CPH, is a perimeter anodised aluminum profile for terraces, balconies and walkways. The special shape guarantees the proper runoff of water from the flooring, keeping it from making contact with the underlying layer. Positioned around the perimeter, this profile allows the tile finishing and the protection of the pedestrian edge in many fields of use.

### Materials

#### Varnished aluminum

Al-Mg-Si Alloy heat treated to T6 temper (6060 T6)

These profiles are made by extrusion and subsequently varnished. They present a distinct resistance to chemical and atmospheric agents, though they cannot handle mechanical stress, which damages the enamel surface; use of this material is not recommended for floors. Cement, adhesives and materials used for caulking and stopping must be immediately cleaned from the visible surface of the profile.

#### Stainless Steel

AISI 304 - DIN 1.4301

Featuring a substantial resistance to the principal chemical and atmospheric agents, lime and mortar, as well as adhesives for tiles and cleaning agents. Recommended for use even in the food industry, hospitals, pools, general exterior environments, etc.

#### General note on metals

Aluminium and Stainless Steel AISI 304 - DIN 1.4301 are not resistant to all chemical compounds and it would thus be necessary to keep them away from particularly aggressive products such as hydrochloric acid (HCl) and phosphoric acid (H<sub>3</sub>PO<sub>4</sub>)

Products that can be used for cleaning stones, ceramics and gres, namely muriatic acid, ammonia, bleach or sodium hypochlorite damage the surface finish of the metal and may cause intense corrosive reactions. Therefore, it is necessary to always remove, and as fast and gently as possible, residues of cement, adhesives and materials for caulking and stopping from the surface of profiles.

## Laying

### Laying instructions using adhesive

Remove the profile from the packaging.

Check that the thickness of the flooring to be laid corresponds with the height of the selected profile (see the label). Remove, wherever present, the protection (protective and/or thermo-shrink film) covering the finish of the profile. Verify the necessary length and cut the profile to the required measurement, using the proper tools.

With a toothed-spatula, spread the adhesive on the laying surface.

Press the profile so that the previously applied adhesive comes out from the perforations of the tabs.

Delicately place and press the flooring, ensuring that it is in line with the profile or slightly above, and at the proper distance required for the gap (usually 1 or 3 millimeters).

In any case, the surface in view of the profile should never exceed the floor itself, which would cause definite tripping problems.

With the proper gap material, seal the cleft left between the floor and the profile.

Clean excess gap material, glue, solvents, etc. carefully with a soft sponge with water within 10 minutes of application.

## Care and maintenance

### Aluminum

These need no particular maintenance and are easily cared for with colorless alcohol diluted in water or with normal detergents, though not acid-based products (e.g. hydrochloric or hydrofluoric acid).

For cleaning tasks, a wide array of detergents coming in a variety of commercial brands and of numerous manufacturers are generally used.

In general, there are three product types:

- Alkaline type
- Neutral type
- Acid type

For cleaning, neutral detergent diluted in water and a rinsing agent of solely water is recommended, using a sponge and/or non-abrasive cloth to prevent scratches and/or damage to the anodization, shine or varnish.

During cleaning, the following should be kept in mind:

- Do not use acid or alkaline detergents, since they can damage aluminum;
- Do not use abrasive products and/or materials;
- Do not use organic solvents on varnished surfaces;
- Do not use detergents with unknown chemical compositions;
- Do not apply detergents directly to the surface to be cleaned;
- Surfaces must be relatively "cold" when cleaning (Max. Temp = 30°C) and not exposed directly to sunlight;
- Detergents used for cleaning must be in turn "cold" (Max. Temp = 30°C) and spray devices must not be used.

In any case, the last phase of cleaning is always an adequate rinsing with water on the part that has been treated, followed immediately by drying with a soft cloth or rag. Maintenance with polishing products or similar is unnecessary.

Effect a quick and accurate cleaning of the profile, according to the indications on the product's packaging, in order to prevent possible cement deposits, caulking material or similar products that may end up attacking the surface layers.

### Stainless Steel

The stainless surfaces can be polished with the adequate products, commonly found in stores.

Stainless steel is easy to clean and extremely hygienic; its smooth and non-porous surface makes it especially difficult for the adhesion and survival of bacteria and/or other micro-organisms.

Some simple guidelines are all that is required to keep steel surfaces perfectly cared for: it suffices to wash with hot water and soap, rinsing abundantly and drying with a soft cloth.

If the surface is exposed to atmospheric or aggressive agents, periodic cleaning of the stainless profile is recommended in order to keep the surface unaltered and prevent the onset of corrosion.

On brushed finish surfaces, always clean in the direction of the grain and never across

it. For scratches, use a detergent/polish suitable for stainless steel and a soft cloth.

Under no circumstances should the following be used for cleaning:

- detergents containing hydrochloric acid (muriatic acid), hydrofluoric acid or bleach; avoid direct contact on the surface of detergents containing chlorine, unless the contact time is brief and followed up by an immediate rinsing with abundant amount of water;
- detergents in abrasive powder form that could damage the surface finish of the profile.

Avoid allowing objects and tools in common steel (e.g. brushes or steel wool normally used to remove residual mortar or similar products) to come into contact with profiles in stainless steel for a prolonged period, otherwise they could transfer ferrous particles (contamination), causing the appearance of rust stains on the surface.

Prevent humid pieces of material or sponges to lay for a prolonged period of time in contact with the stainless steel surface in order to prevent unsightly water stains.

## Fire Control Measures

In case of fire, extinguish with fire-fighting chemical products, dry sand or solid fire-extinguishing agents.

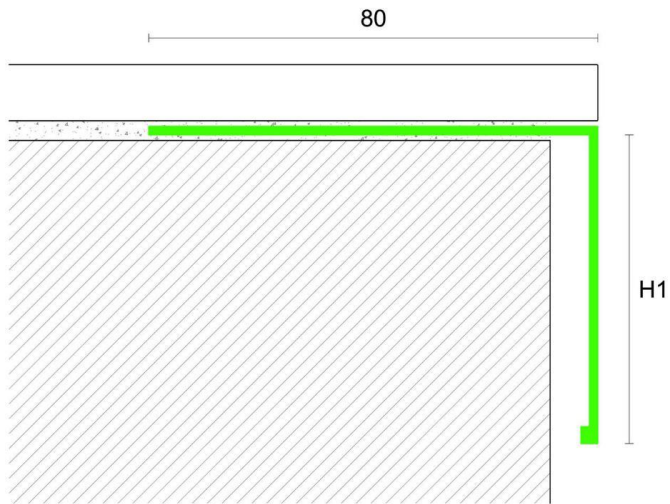
## **NOTE**

These profiles must be handled with care, taking the necessary steps to use suitable gloves to prevent wounds such as cuts to the hand.

All indications and instructions here have come from our own experience to be understood as purely informative and will have to be confirmed through exhaustive practical experience.

Profilpas will not be held responsible for any personal injury or material damage from improper use of the product.

The user is responsible for establishing whether the product is suitable for the task and likewise must assume all responsibility for incorrect laying of material.



## Profile

Article	CPAV/42	CPAV/55	CPAV/75	CPAV/95
Height H1 [mm]	42	55	75	95
Length [cm]	270	270	270	270






## Painted Aluminium

	RAL 1019 - Beige grey	87020	87022	87024	87026
	RAL 7038 - Ash grey	87030	87032	87034	87036
	RAL 8003 - Brown	87050	87052	87054	87056
	RAL 8019 - Dark brown	87040	87042	87044	87046
	RAL 9010 - Pure white	87010	87012	87014	87016






## Junction

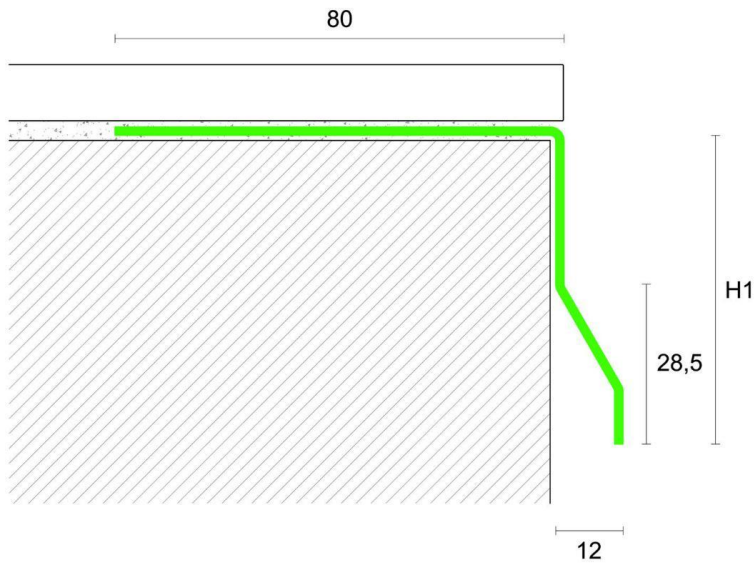
Article	CPAV/42G	CPAV/55G	CPAV/75G	CPAV/95G
---------	----------	----------	----------	----------

## Painted Aluminium

	RAL 1019 - Beige grey	87150	87152	87154	87156
	RAL 7038 - Ash grey	87160	87162	87164	87166
	RAL 8003 - Brown	87180	87182	87184	87186
	RAL 8019 - Dark brown	87170	87172	87174	87176
	RAL 9010 - Pure white	87140	87142	87144	87146

Outside corner






	Article	CPAV/42E	CPAV/55E	CPAV/75E	CPAV/95E
	<b>Painted Aluminium</b>				
	RAL 1019 - Beige grey	87090	87092	87094	87096
	RAL 7038 - Ash grey	87100	87102	87104	87106
	RAL 8003 - Brown	87120	87122	87124	87126
	RAL 8019 - Dark brown	87110	87112	87114	87116
	RAL 9010 - Pure white	87080	87082	87084	87086



Profile

Article	CPBV/55	CPBV/75	CPBV/95
Height H1 [mm]	55	75	95
Length [cm]	270	270	270






Painted Aluminium

	RAL 1019 - Beige grey	87322	87324	87326
	RAL 7038 - Ash grey	87332	87334	87336
	RAL 8003 - Brown	87352	87354	87356
	RAL 8019 - Dark brown	87342	87344	87346
	RAL 9010 - Pure white	87312	87314	87316






Junction

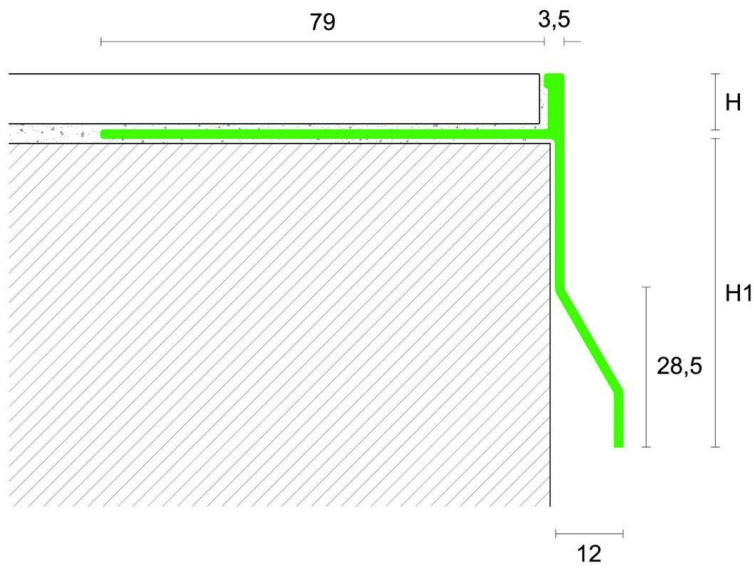
Article	CPBV/55G	CPBV/75G	CPBV/95G
---------	----------	----------	----------

Painted Aluminium

	RAL 1019 - Beige grey	87452	87454	87456
	RAL 7038 - Ash grey	87462	87464	87466
	RAL 8003 - Brown	87482	87484	87486
	RAL 8019 - Dark brown	87472	87474	87476
	RAL 9010 - Pure white	87442	87444	87446

Outside corner






	Article	CPBV/55E	CPBV/75E	CPBV/95E
	<b>Painted Aluminium</b>			
	RAL 1019 - Beige grey	87392	87394	87396
	RAL 7038 - Ash grey	87402	87404	87406
	RAL 8003 - Brown	87422	87424	87426
	RAL 8019 - Dark brown	87412	87414	87416
	RAL 9010 - Pure white	87382	87384	87386



Profile

Article	CPCV/55	CPCV/55	CPCV/55	CPCV/75	CPCV/75	CPCV/75	CPCV/75	CPCV/95	CPCV/95	CPCV/95	CPCV/95
Height H [mm]	12.5	10	12.5	10	12.5	10	12.5	10	12.5	10	12.5
Height H1 [mm]	55	55	55	75	75	75	75	95	95	95	95
Length [cm]	0	270	270	0	0	270	270	0	0	270	270






Painted Aluminium

	RAL 1019 - Beige grey	87679	87680		87689	87690		87699	87700
	RAL 7038 - Ash grey	87681	87682		87691	87692		87701	87702
	RAL 8003 - Brown	87685	87686		87695	87696		87705	87706
	RAL 8019 - Dark brown	87683	87684		87693	87694		87703	87704
	RAL 9010 - Pure white	87677	87678		87687	87688		87697	87698
	Antique Gray	87708		87709	87710			87711	87712

Junction






Article	CPCV/55G	CPCV/55G	CPCV/75G	CPCV/75G	CPCV/95G	CPCV/95G
Height H [mm]	10	12.5	10	12.5	10	12.5

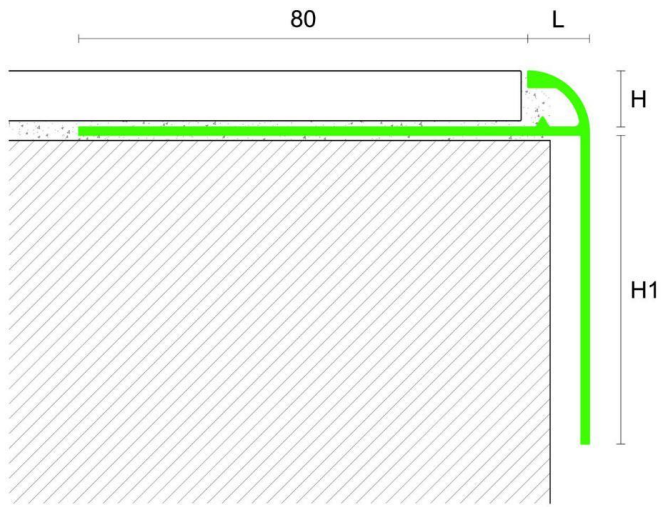
Painted Aluminium

	RAL 1019 - Beige grey	87849	87850	87859	87860	87869	87870
	RAL 7038 - Ash grey	87851	87852	87861	87862	87871	87872
	RAL 8003 - Brown	87855	87856	87865	87866	87875	87876
	RAL 8019 - Dark brown	87853	87854	87863	87864	87873	87874
	RAL 9010 - Pure white	87847	87848	87857	87858	87867	87868



Outside corner






	Article	CPCV/55E		CPCV/75E		CPCV/95E	
		10	12.5	10	12.5	10	12.5
<b>Painted Aluminium</b>							
	RAL 1019 - Beige grey	87819	87820	87829	87830	87839	87840
	RAL 7038 - Ash grey	87821	87822	87831	87832	87841	87842
	RAL 8003 - Brown	87823	87824	87833	87834	87843	87844
	RAL 8019 - Dark brown	87825	87826	87835	87836	87845	87846
	RAL 9010 - Pure white	87817	87818	87827	87828	87837	87838



Profile

Article	CPDV/55	CPDV/55	CPDV/75	CPDV/75	CPDV/95	CPDV/95
Height H [mm]	10	12.5	10	12.5	10	12.5
Height H1 [mm]	55	55	75	75	95	95
Width L [mm]	11	13.5	11	13.5	11	13.5
Length [cm]	270	270	270	270	270	270






Painted Aluminium

	RAL 1019 - Beige grey	87906	87909	87907	87910	87908	87911
	RAL 7038 - Ash grey	87912	87915	87913	87916	87914	87917
	RAL 8003 - Brown	87918	87921	87925	87928	87926	87929
	RAL 8019 - Dark brown	87924	87927	87919	87922	87920	87923
	RAL 9010 - Pure white	87900	87903	87901	87904	87902	87905






Junction

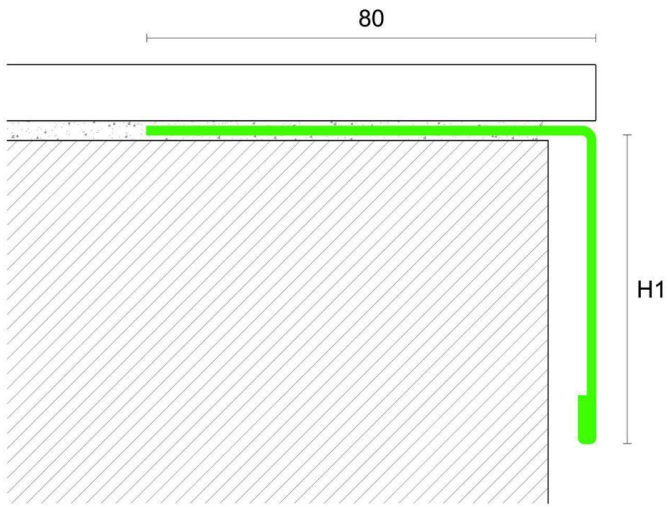
Article	CPDV/55G	CPDV/55G	CPDV/75G	CPDV/75G	CPDV/95G	CPDV/95G
Height H [mm]	10	12.5	10	12.5	10	12.5

Painted Aluminium

	RAL 1019 - Beige grey	87969	87972	87970	87973	87971	87974
	RAL 7038 - Ash grey	87975	87978	87976	87979	87977	87980
	RAL 8003 - Brown		87990	87988	87991	87989	87889
	RAL 8019 - Dark brown	87981	87984	87982	87985	87983	87986
	RAL 9010 - Pure white	87963	87966	87967		87965	87968

Outside corner

Article		CPDV/55E	CPDV/55E	CPDV/75E	CPDV/75E	CPDV/95E	CPDV/95E
Height H [mm]		10	12.5	10	12.5	10	12.5
<b>Painted Aluminium</b>							
	RAL 1019 - Beige grey	87937	87940	87938	87941	87939	87942
	RAL 7038 - Ash grey	87943	87946	87944	87947	87945	87948
	RAL 8003 - Brown	87955	87958	87956	87959	87957	87960
	RAL 8019 - Dark brown	87949	87952	87950	87953	87951	87954
	RAL 9010 - Pure white	87931	87934	87932	87935	87933	87936



**Profile**

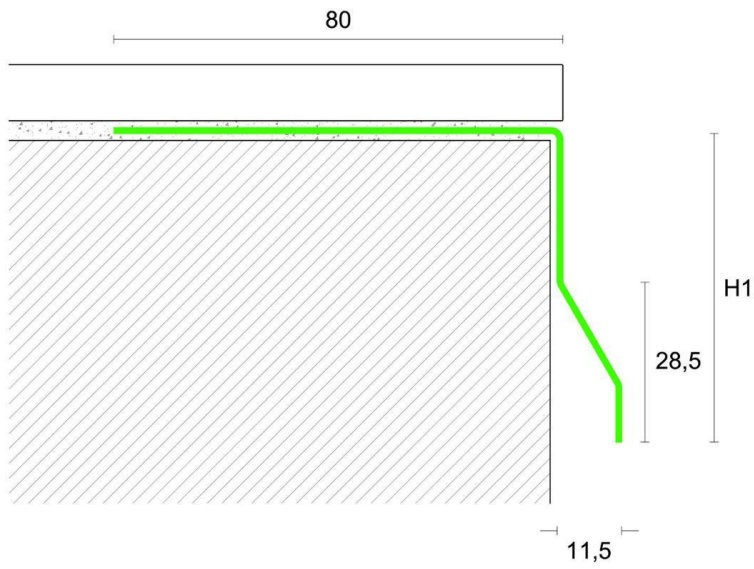
Article	CPAI/42	CPAI/55	CPAI/75	CPAI/95
Height H1 [mm]	42	55	75	95
Length [cm]	270	270	270	270
Stainless Steel AISI 304 - DIN 1.4301				
	87070	87072	87074	87076

**Junction**

Article	CPAI/42G	CPAI/55G	CPAI/75G	CPAI/95G
Stainless Steel AISI 304 - DIN 1.4301				
	87210	87212	87214	87216

**Outside corner**

Article	CPAI/42E	CPAI/55E	CPAI/75E	CPAI/95E
Stainless Steel AISI 304 - DIN 1.4301				
	87200	87202	87204	87206



**Profile**

Article	CPBI/55	CPBI/75	CPBI/95
Height H1 [mm]	55	75	95
Length [cm]	270	270	270

Stainless Steel AISI 304 - DIN 1.4301



87372	87374	87376
-------	-------	-------

**Junction**

Article	CPBI/55G	CPBI/75G	CPBI/95G
---------	----------	----------	----------

Stainless Steel AISI 304 - DIN 1.4301



87512	87514	87516
-------	-------	-------

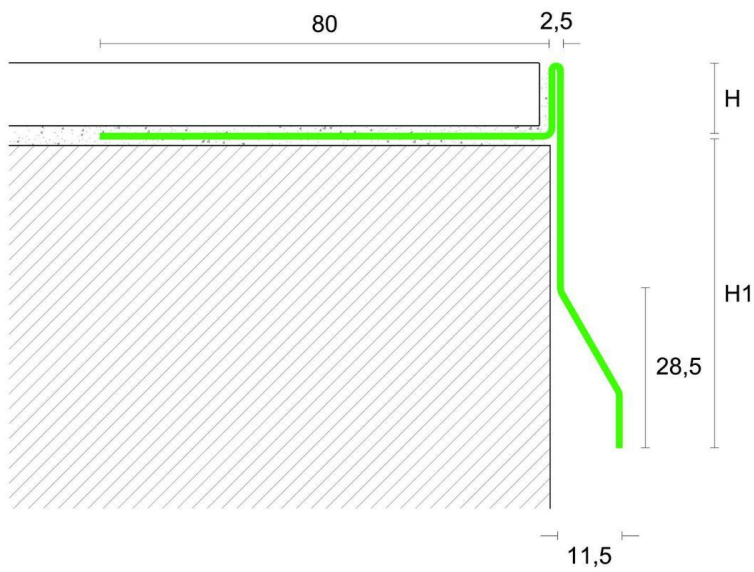
**Outside corner**

Article	CPBI/55E	CPBI/75E	CPBI/95E
---------	----------	----------	----------

Stainless Steel AISI 304 - DIN 1.4301



87502	87504	87506
-------	-------	-------



Profile

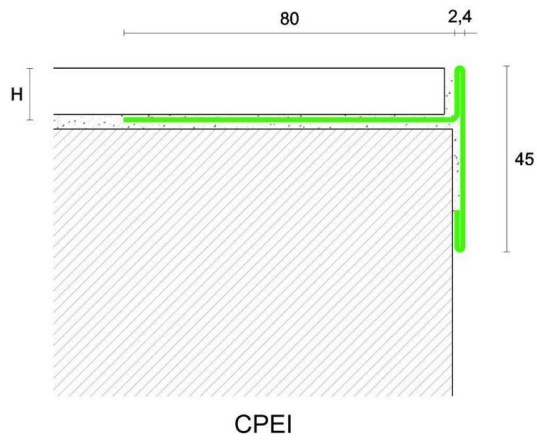
Article	CPCI/55	CPCI/55	CPCI/75	CPCI/75	CPCI/95	CPCI/95
Height H [mm]	10	12.5	10	12.5	10	12.5
Height H1 [mm]	55	55	75	75	95	95
Length [cm]	270	270	270	270	270	270
Stainless Steel AISI 304 - DIN 1.4301						
	87671	87672	87673	87674	87675	87676

Junction

Article	CPCI/55G	CPCI/55G	CPCI/75G	CPCI/75G	CPCI/95G	CPCI/95G
Height H [mm]	10	12.5	10	12.5	10	12.5
Stainless Steel AISI 304 - DIN 1.4301						
	87811	87812	87813	87814	87815	87816

Outside corner

Article	CPCI/55E	CPCI/55E	CPCI/75E	CPCI/75E	CPCI/95E	CPCI/95E
Height H [mm]	10	12.5	10	12.5	10	12.5
Stainless Steel AISI 304 - DIN 1.4301						
	87801	87802	87803	87804	87805	87806



Profile

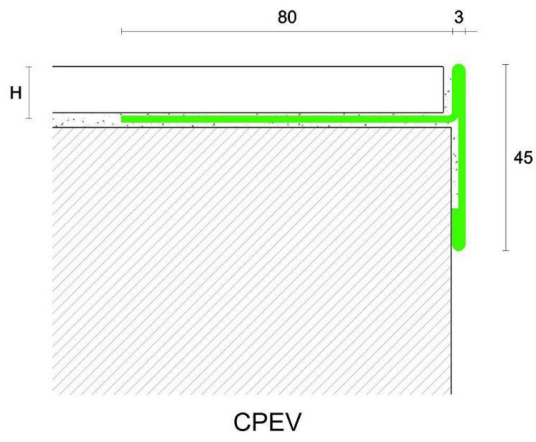
Article CPEI/45

Height H [mm] 12,5

Height H1 [mm] 45

Stainless Steel AISI 304 - DIN 1.4301

87572



Profile

Article CPEV/45

Height H [mm] 12.5

Height H1 [mm] 45

Painted Aluminium

RAL 7038 - Ash grey

87552

Antique Gray

87555